

Quickly available:
Guided drive DFM – Selected products

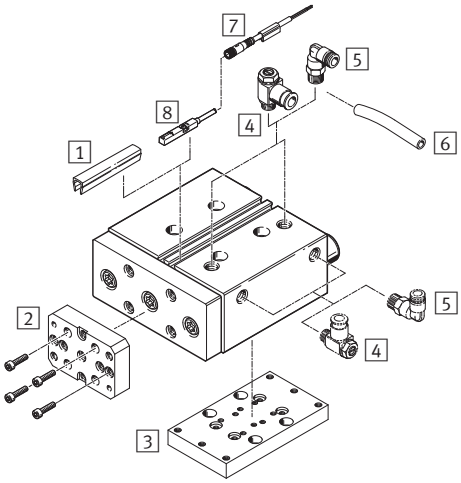

Installation:
1 Slot cover ABP-5-S ➔ page 3
2 Adapter kit for gripper HAPG ➔ hapg
3 Adapter kit HAPB ➔ page 3

Operation:
4 One-way flow control valve GRLA ➔ page 3
5 Push-in fitting QSML, QSL, QSM, QS ➔ page 3
6 Plastic tubing PUN-H ➔ page 3
7 Connecting cables NEBU ➔ page 3
8 Proximity sensor SMT-8M ➔ page 3

★ Festo core product range
covers 80% of your automation tasks
Worldwide: Always in stock
Superb: Festo quality at an attractive price
Easy: Just a few clicks to place an order online
Fast: Ready for dispatch from the Festo factory in 24 hours

Check our electronic catalogue for components and solutions that go beyond core tasks and functions. ➔ **www.festo.com/xdki**
Or simply contact your Festo sales engineer, who will be pleased to help you.

Guided drive DFM, basic design – Ordering data

FESTO

Order code

001		002		003		004		005		006
DFM	–		–		–	P	–	A	–	

001	Type
DFM	Guided drive, double-acting

002	Piston □
12	12 mm
16	16 mm
20	20 mm
25	25 mm
32	32 mm
40	40 mm
50	50 mm
63	63 mm

003	Stroke
20	20 mm
25	25 mm
30	30 mm
40	40 mm
50	50 mm
80	80 mm
100	100 mm
125	125 mm
160	160 mm
200	200 mm

004	Cushioning
P	Elastic cushioning rings/plates at both ends

005	Position sensing
A	Via proximity sensor

006	Guide
GF	Plain-bearing guide
KF	Recirculating ball bearing guide

Ordering data – Guided drive DFM

	Part no.							
Piston ∅	∅ 12 mm	∅ 16 mm	∅ 20 mm	∅ 25 mm	∅ 32 mm	∅ 40 mm	∅ 50 mm	∅ 63 mm
Pneumatic connection	M5			G⅛			G¼	
Stroke [mm]	**Plain-bearing guide GF**							
10	★ 170824	★ 170832	–	–	–	–	–	–
20	★ 170825	★ 170833	★ 170840	★ 170847	★ 170854	–	–	–
25	★ 170826	★ 170834	★ 170841	★ 170848	★ 170855	★ 170864	★ 170871	★ 170878
30	★ 170827	★ 170835	★ 170842	★ 170849	★ 170856	–	–	–
40	★ 170828	★ 170836	★ 170843	★ 170850	★ 170857	–	–	–
50	★ 170829	★ 170837	★ 170844	★ 170851	★ 170858	★ 170865	★ 170872	★ 170879
80	★ 170830	★ 170838	★ 170845	★ 170852	★ 170859	★ 170866	★ 170873	★ 170880
100	★ 170831	★ 170839	★ 170846	★ 170853	★ 170860	★ 170867	★ 170874	★ 170881
125	–	–	–	–	★ 170861	★ 170868	★ 170875	★ 170882
160	–	–	–	–	★ 170862	★ 170869	★ 170876	★ 170883
200	–	–	–	–	★ 170863	★ 170870	★ 170877	★ 170884
	Recirculating ball bearing guide KF							
10	★ 170899	★ 170907	–	–	–	–	–	–
20	★ 170900	★ 170908	★ 170915	★ 170922	★ 170929	–	–	–
25	★ 170901	★ 170909	★ 170916	★ 170923	★ 170930	★ 170939	★ 170946	★ 170953
30	★ 170902	★ 170910	★ 170917	★ 170924	★ 170931	–	–	–
40	★ 170903	★ 170911	★ 170918	★ 170925	★ 170932	–	–	–
50	★ 170904	★ 170912	★ 170919	★ 170926	★ 170933	★ 170940	★ 170947	★ 170954
80	★ 170905	★ 170913	★ 170920	★ 170927	★ 170934	★ 170941	★ 170948	★ 170955
100	★ 170906	★ 170914	★ 170921	★ 170928	★ 170935	★ 170942	★ 170949	★ 170956
125	–	–	–	–	★ 170936	★ 170943	★ 170950	★ 170957
160	–	–	–	–	★ 170937	★ 170944	★ 170951	★ 170958
200	–	–	–	–	★ 170938	★ 170945	★ 170952	★ 170959

FESTO

Ordering data – Accessories

For piston ∅	∅ 12 mm	∅ 16 mm	∅ 20 mm	∅ 25 mm	∅ 32 mm	∅ 40 mm	∅ 50 mm	∅ 63 mm
Pneumatic connection	M5			G⅛			G¼	
For tubing O.D.	4 **One-way flow control valves GRLA, metal version, slotted head screw**							
3 mm	★ 193137	GRLA-M5-QS-3-D		★ 193142	GRLA-1/8-QS-3-D			
4 mm	★ 193138	GRLA-M5-QS-4-D		★ 193143	GRLA-1/8-QS-4-D			
6 mm	★ 193139	GRLA-M5-QS-6-D		★ 193144	GRLA-1/8-QS-6-D		★ 193146	GRLA-1/4-QS-6-D
8 mm				★ 193145	GRLA-1/8-QS-8-D		★ 193147	GRLA-1/4-QS-8-D
10 mm							★ 193148	GRLA-1/4-QS-10-D
For tubing O.D.	4 **One-way flow control valves GRLA, metal version, knurled screw**							
3 mm	★ 197576	GRLA-M5-QS-3-RS-D		★ 197579	GRLA-1/8-QS-3-RS-D			
4 mm	★ 197577	GRLA-M5-QS-4-RS-D		★ 197580	GRLA-1/8-QS-4-RS-D			
6 mm	★ 197578	GRLA-M5-QS-6-RS-D		★ 197581	GRLA-1/8-QS-6-RS-D		★ 534338	GRLA-1/4-QS-6-RS-D
8 mm				★ 534337	GRLA-1/8-QS-8-RS-D		★ 534339	GRLA-1/4-QS-8-RS-D
10 mm							★ 534340	GRLA-1/4-QS-10-RS-D
Tubing O.D.	5 **Push-in L-fitting QSML**			5 **Push-in L-fitting QSL**			5 **Push-in L-fitting QSL**	
3 mm	★ 153331	QSML-M5-3						
4 mm	★ 153333	QSML-M5-4		★ 186116	QSL-G1/8-4			
6 mm	★ 153335	QSML-M5-6		★ 186117	QSL-G1/8-6		★ 186118	QSL-G1/4-6
8 mm				★ 186119	QSL-G1/8-8		★ 186120	QSL-G1/4-8
10 mm							★ 186122	QSL-G1/4-10
12 mm							★ 186351	QSL-G1/4-12
Tubing O.D.	5 **Push-in fitting QSM**			5 **Push-in fitting QS**			5 **Push-in fitting QS**	
3 mm	★ 153302	QSM-M5-3						
4 mm	★ 153304	QSM-M5-4		★ 186095	QS-G1/8-4			
6 mm	★ 153306	QSM-M5-6		★ 186096	QS-G1/8-6		★ 186097	QS-G1/4-6
8 mm				★ 186098	QS-G1/8-8		★ 186099	QS-G1/4-8
10 mm							★ 186101	QS-G1/4-10
12 mm							★ 186350	QS-G1/4-12

1 **Slot cover for T-slot, insertable from above**

Length	Part no.	Type
2x 0.5 m	151680	ABP-5-S

3 **Adapter kit HAPB**

For ∅	Description	Part no.	Type
For combination with linear drive DGPL			
12, 16	For direct mounting	192690	HAPB-12/16
20, 25		192691	HAPB-20/25
32, 40		192692	HAPB-32/40

6 **Plastic tubing PUN-H, standard O.D.**

O.D.	Colour	Part no.	Type
Polyurethane, hydrolysis resistant			
4 mm	Translucent blue	★ 8048671	PUN-H-4x0,75-TBL
6 mm		★ 8048681	PUN-H-6x1-TBL
8 mm		★ 8048691	PUN-H-8x1,25-TBL
10 mm		★ 8048701	PUN-H-10x1,5-TBL

7 **Connecting cable NEBU, input**

For ∅	Description	Part no.	Type
Straight socket, 3-pin with cable			
16, 20	M8x1, 2.5 m	★ 541333	NEBU-M8G3-K-2.5-LE3
	M12x1, 5 m	★ 541334	NEBU-M8G3-K-5-LE3

8 **Proximity sensor SMT-8M, magneto-resistive, for T-slot, insertable in the slot from above, flush with the cylinder profile**

Description	Part no.	Type
N/O contact		
PNP, cable, 2.5 m, 3-wire	★ 574335	SMT-8M-A-PS-24V-E-2,5-OE
PNP, M8x1 plug, 3-pin	★ 574334	SMT-8M-A-PS-24V-E-0,3-M8D
PNP, M12x1 plug, 3-pin	★ 574337	SMT-8M-A-PS-24V-E-0,3-M12
NPN, cable, 3-wire	★ 574338	SMT-8M-A-NS-24V-E-2,5-OE
NPN, M8x1 plug, 3-pin	★ 574339	SMT-8M-A-NS-24V-E-0,3-M8D
N/C contact		
PNP, cable, 7.5 m, 3-wire	★ 574340	SMT-8M-A-PO-24V-E-7,5-OE

Additional accessories ➔ **www.festo.com/catalogue/dfm**

Worldwide always in stock:
the Festo core product range for automation

Festo core product range: Festo quality at an attractive price covering 80% of your automation tasks. From drives to accessories for factory automation as well as process automation – you can reduce procurement complexity for both the electric and pneumatic control chain.

Sample applications

Clamping
The DFM is perfectly suited to clamping components for reliable further processing.



Lifting
The DFM transports and lifts loads, even of over 200 kg, powerfully and dynamically.



Stopping
Loads of up to 150 kg are stopped reliably and safely, making the DFM a resilient and sturdy stopper cylinder.

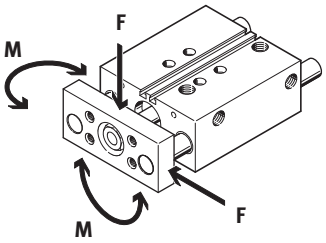

More functions? Modular system DFM-...-B
If you need wear-free pneumatic cushioning (PPV), shock absorber variants, precision adjustment of the end positions, ATEX or other functions that the DFM does not offer, it is worth having a look at the modular system DFM-...-B – either on the Internet or in the virtual catalogue on CD-ROM.

→ www.festo.com