

Mechanically coupled rodless drive DLGF

FESTO

Extremely
flat!



Very attractively priced!

Highlights

- Extremely flat
- Self-adjusting pneumatic end-position cushioning PPS
- Three pneumatic connection variants as standard
- Alternative air connections underneath the end cap
- Option of coupling two cylinders DLGF

The space-saving, extremely flat and rodless DLGF is 45% flatter than the DGC-KF. It is ideal not only for the electronics industry and small parts assembly, but wherever installation space is very limited. The sophisticated technology (e.g. the self-adjusting pneumatic cushioning PPS) is equally impressive – as is the very low price.

Four unique benefits!

PPS saves time and makes your processes more reliable, because the cushioning is always correctly adjusted. The alternative compressed air supply port positions, including from below, enable the division into a working zone and a supply zone. The DLGF has two different slide interfaces: one on the top for mounting pneumatic slides, and one on the side for mounting up to three pneumatic compact cylinders ADN. And you can also couple two drives, for example to create long-stroke grippers or for intermediate positions.

Thanks to the integrated recirculating ball bearing guide loads can be moved very flexibly. This together with the extremely flat design make the DLGF very adaptable.

Simple, low cost and sturdy

Other benefits of the DLGF are the simple design, sturdy materials, the direct mounting of the drive without accessories, the easy-to-mount slides without the need for adapters and an uncomplicated product selection. In addition, the new sealing geometry also reduces compressed air costs.

Mechanically coupled rodless drive DLGF

DLGF: wherever space for cylinders is limited

The drive is ideal for the following industries:

- ELA, small parts assembly
- General machine building
- Special purpose machine building
- Packaging technology

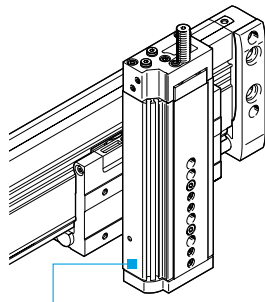
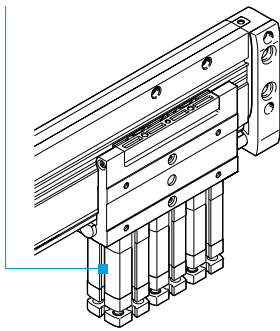
Main applications

Rodless drives like the DLGF are used in virtually all applications, and especially for:

- Moving loads with slow to fast dynamic response and uniform movement
- Pushing
- Gripping
- Weight compensation, etc.

Variable customer interfaces

Cylinder interface for up to three compact cylinders e.g. ADN or ADNGF



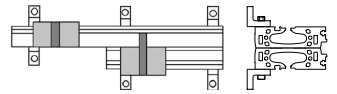
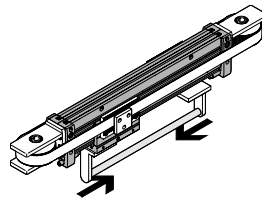
Slide interface for e.g. SLT or DGSL

Coupling the drives

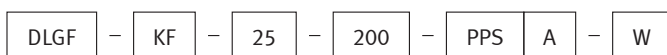
Two drives of the same size can be easily coupled together. The following options are available:

Drives with identical stroke length, for example for realising a gripping function by the customer (back-to-back assembly).

Drives with different stroke lengths, for example for realising an intermediate position by the customer.



Drive variants



Ø20
to
Ø40

Stroke range from
50 mm to max. 1000 mm
in 50 mm increments

- G without external guide for simple drive functions in small installation spaces
- KF with a standard recirculating ball bearing guide for direct movement of loads
- Self-adjusting pneumatic end-position cushioning PPS
- Alternative air connections underneath the end cap

Technical data	G (basic design)				KF (recirculating ball bearing guide)			
	20	25	32	40	20	25	32	40
Nominal diameter	20	25	32	40	20	25	32	40
Operating pressure [bar]	6							
Max. speed [m/s]	1.5							
Perm. ambient temperature [°C]	0 ... +60							
Classification	Free of copper, PWIS-free, RoHS-compliant							